


I-Learn

What is it?

I-Learn is Novant Health's learning management system that houses all computer-based learning modules you will take throughout your career. It also serves as the launching point for many virtual, instructor-led courses you may take in the future. You can access your learning transcript at any time and utilize I-Learn's search capabilities to find many free courses to help with your career development and growth.

How do you get to it? (From your work computer)

1. Visit the SC [I-Connect page](#).
2. Select the My Links button in the top right corner of your screen.
3. Select the I-Learn link.

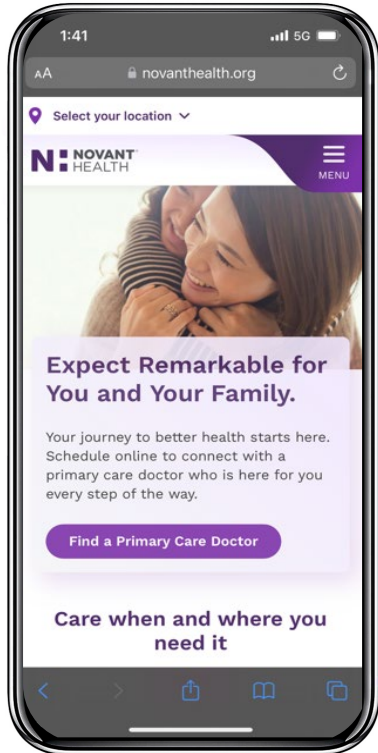


If My Links does not work, you can access I-Learn through this link...

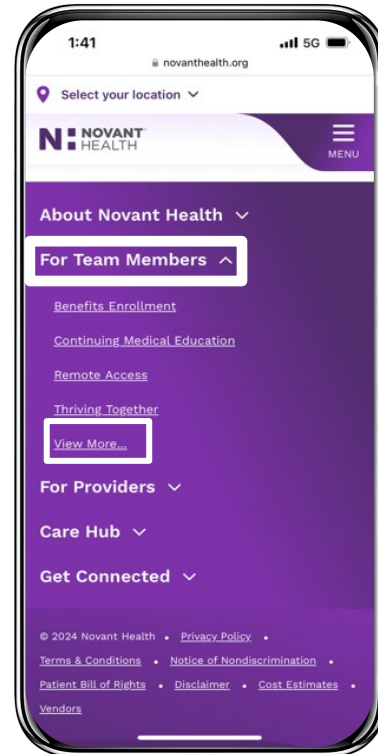
<https://novanthealthlearning.csod.com/>

Logging Into I-Learn from Home

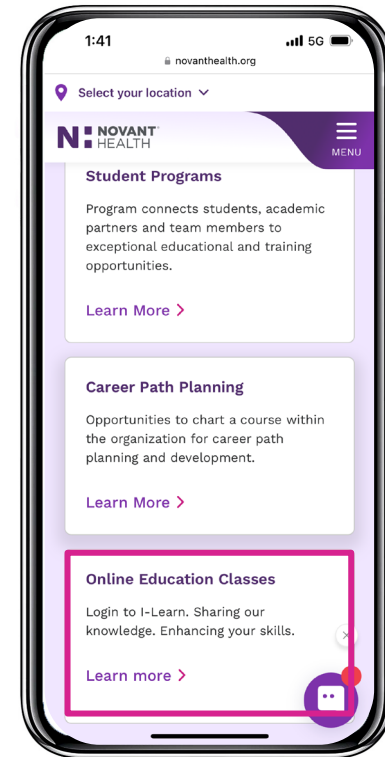
Scroll to the bottom



Select **View More...**



Scroll down to find **Online Education Classes**



*Be sure to type
www.Novanthealth.org into
your browser instead of
using Google.*

Using the I-Learn Home Page

The screenshot shows the I-Learn home page with a navigation bar at the top containing Home, Connect, Learning, Reports, ILT, Content, Admin, and Support. The Learning tab is highlighted with a pink box and an arrow pointing to it from a pink callout box that says "Check your transcript here".

On the left side, there is a user profile card for Dana with the following statistics: 56 Completions, 146 Hours, and 1 Badge. Below this are sections for "Your Subjects" (with an "Add" button), "Your Language(s)", and "Your Playlists" (showing 2 Created, 0 Followers, and 0 Followed). At the bottom of this section is a "Create New Playlist" button.

Below the profile card is a "Transcript View" section with a table:

Transcript	View
0 PAST DUE	0 DUE SOON
16 ASSIGNED / NO DUE DATE	

A pink arrow points from a callout box "Launch your courses here" to the "ASSIGNED / NO DUE DATE" row of the transcript table.

On the right side, there is a header "Hi Dana! What would you like to learn today?" with a search bar containing the text "Search for learning". A pink arrow points from a callout box "Search for courses using title and/or course code" to the search bar.

Below the search bar is a video player with the text "Communicate ideas." and a play button. Below the video is a "Continue Learning" section with a carousel of course cards:

- Cohort: New Team Member Social Learning (In Progress)
- Online Class: CEG0056 Corporate Hub Orientation (In Progress)
- Cohort: New Team Member Social Learning (In Progress)
- Cohort: New Team Member Social Learning (In Progress)