


How to Logon to I-Learn – New Hanover/Pender

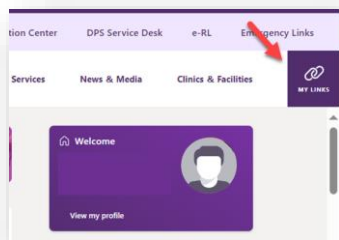
On Network

1. Open your Google Chrome or Microsoft EDGE browser
- 2. Option 1: Featured Applications**
3. Click I-Learn button



OR

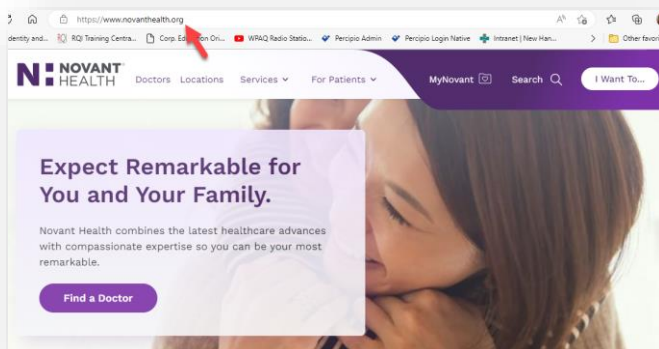
- 4. Option 2: MyLinks (if visible)**
5. Click MyLinks seen in upper right-hand side of screen



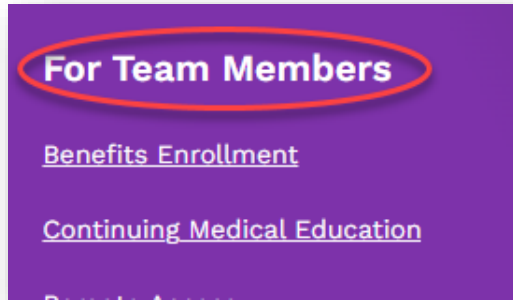
6. Click I-Learn link
7. I-Learn home page displays allowing you to search and consume content

Off Network

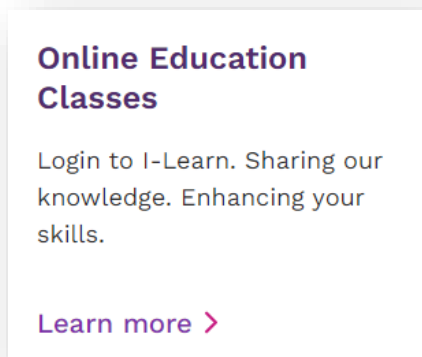
1. Navigate to novanthealth.org



2. Click Team Member header link (located at bottom of screen)

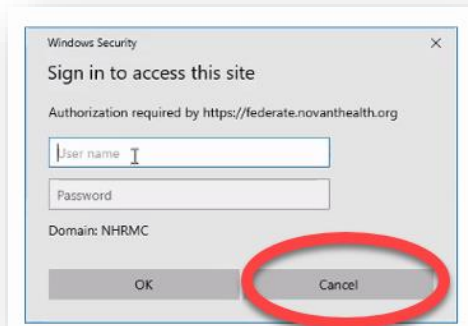


3. Scroll to Online Education icon



Option 1: Using New Hanover email

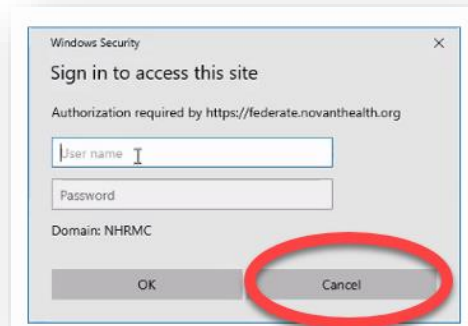
1. You may see this popup window 1st. If not continue to next display
2. Click cancel option (may require 2 clicks); **DO NOT enter any information**



3. 2nd logon displays

Option 2: Using Personal Email

1. You may see this popup window 1st. If not continue to next display
2. Click cancel option (may require 2 clicks); **DO NOT enter any information**



3. 2nd logon displays

4. Enter work email

The screenshot shows the Novant Health login interface. At the top is the Novant Health logo. Below it, the text "Sign in with Email or UPN" is displayed. There is a text input field labeled "EMAIL OR USER PRINCIPAL NAME" containing the placeholder text "user@domain.org". A purple "Next" button is located at the bottom center of the form.

5. Enter network password

The screenshot shows the Novant Health login interface. At the top is the Novant Health logo. Below it, the text "Sign in with Email or UPN" is displayed. There is a text input field labeled "EMAIL OR USER PRINCIPAL NAME" containing the placeholder text "acom@novanthealth.org". Below that is a text input field labeled "PASSWORD" which is currently empty. A red arrow points to the password field. A purple "Sign On" button is located at the bottom center of the form.

6. I-Learn opens to search and consume content

4. Enter personal email

The screenshot shows the Novant Health login interface. At the top is the Novant Health logo. Below it, the text "Sign in with Email or UPN" is displayed. There is a text input field labeled "EMAIL OR USER PRINCIPAL NAME" containing the placeholder text "user@domain.org". A purple "Next" button is located at the bottom center of the form.

5. Enter your Corp ID or New Hanover Network ID and network password

The screenshot shows the Novant Health login interface. At the top is the Novant Health logo. Below it, the text "Sign in with Email or UPN" is displayed. There is a text input field labeled "NH CORP ID OR NHRMC NETWORK ID" containing the placeholder text "NH Corp Id or NHRMC Network Id". Below that is a text input field labeled "PASSWORD" which is currently empty. A blue "Sign On" button is located at the bottom center of the form.

6. I-Learn opens to search and consume content

For all technical issues regarding logon or missing content, please contact 1-866-966-8268