

# I-Lead Guide for requesting access and launching from desktop/laptop or mobile device

## Introductory and disclaimer

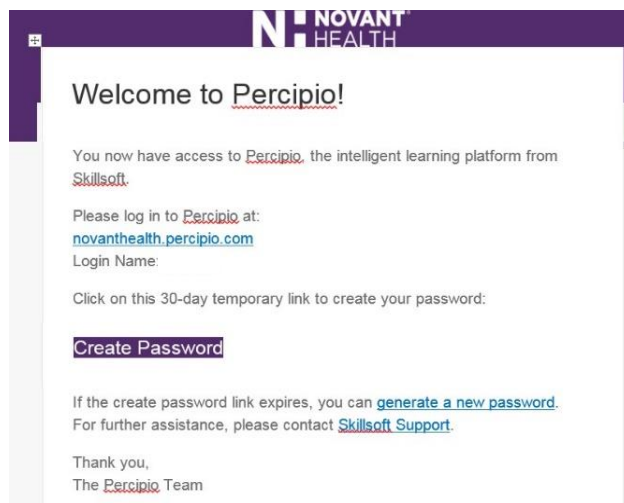
I-Lead is an online learning platform that delivers an intuitive learning experience like a Netflix style approach and is designed to meet the needs of the multi-generational modern learner. Content such as articles, audio books, micro learnings, blogs, videos, etc is searchable and accessible from your laptop, desktop or any mobile device via an app.

**Disclaimer:** I-Lead is a licensed based application with limited number of licenses and restricted to 500 users who can logon at a given time.

## To request access for desktop/laptop and mobile devices

A leader will need to submit a Service Portal ticket to request access. **Note:** Access provides username and password for log on.


1. Open I-Connect
2. Click the **Service Portal** link located at the top of the page
3. Click “Use Private Machine Login (SSO)”
4. Click “Digital Products & Services”
5. **Two options (choose one only):**
  - **Option 1:**
    - In the search bar type “I Lead”
    - Select I-Lead Access Button and submit
  - **Option 2:**
    - Click on “New Order”
    - Click on “Education and Training”
    - Select “I-Lead Access Button” and submit
6. Once approved by Corporate Education, each leader will receive a “welcome” email with username and password from the Percipio vendor for I-Lead. This email will be sent to your Outlook work email.



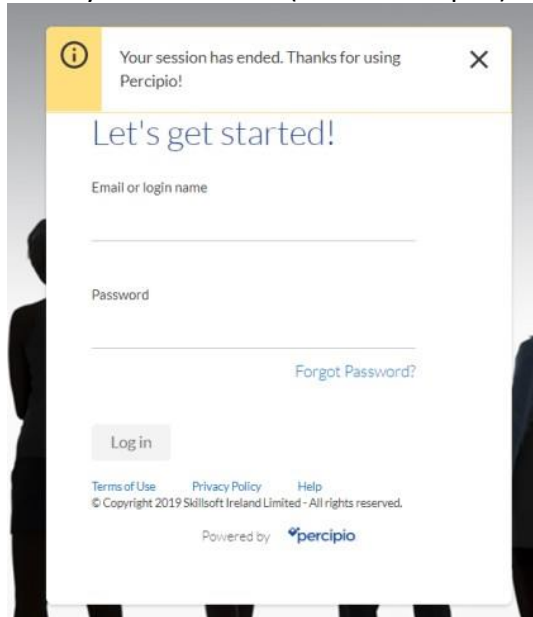
## To launch I-Lead from desktop/laptop

Leaders using a desktop/laptop will launch I-Lead from I-Connect.

1. Open I-Connect and hover over "Corporate Departments"
2. Click "Education and Training"
3. Click "Corporate Education"
4. Click "Leader Orientation and Education" icon.



5. Click on "I-Lead" icon
6. Enter your username (email or corp id) and password (provided in welcome email)



**Note:** Passwords are case-sensitive

7. Click log in

## To launch I-Lead from mobile device

Leaders using a mobile device will launch I-Lead from the Percipio APP once installed.

### Step One: Download APP

1. On your phone locate Google Play Store for Android or Apple Store for iPhones
2. Locate "Percipio" APP

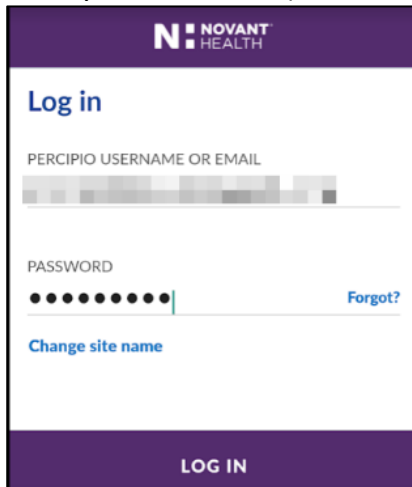


3. Tap "install" to download app to your phone

---

## Step Two: Log In

1. Enter your username (email or corp id) and password (provided in welcome email)




2. Tap “login”

## Search I-Lead for Learning Opportunities

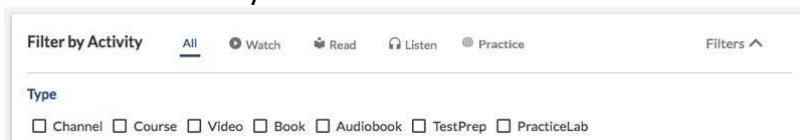
Leaders can use the I-Lead search to quickly find content which is available as channels, courses, videos, books, and audiobooks depending on the terms and operators you enter. Note: A search can return 20 results on a page. To see additional results, click “Show More” at the bottom of the page.

### To Search for Content

1. Type content in search engine
2. Click or tap search icon 

### Refine your search results

Use filters to refine your search results.



#### Filter by Activity

- ALL: every content type, including channels
- WATCH: courses, videos, and custom content with the watch designation
- READ: books, book summaries, and custom content with the read designation
- LISTEN: audiobooks, audio summaries, and custom content with the listen designation
- PRACTICE: Practice Labs, test preps, and custom content with the practice designation

#### Filter by Type

The Type filter is available in the ALL activity filter; use it to specify the type of content you want returned in your search results.

---