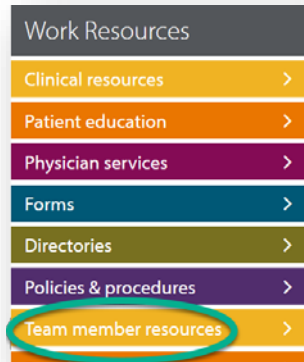


# How to Logon to I-Learn – Providers, Students, or Contractors

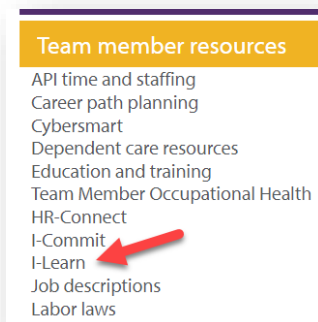
Note: Use either Google Chrome OR Microsoft EDGE Browser

## On Network


1. Open I-Connect
2. Click Team Member Resources



3. Click I-Learn




4. Enter Provider, Student, or Contractor email

The Novant Health logo is at the top. Below it, the text "Sign in with Email or UPN" is displayed. Underneath, there is a text input field labeled "EMAIL OR USER PRINCIPAL NAME" containing the placeholder text "user@domain.org". At the bottom of the form is a purple "Next" button.

---

5. Enter network password

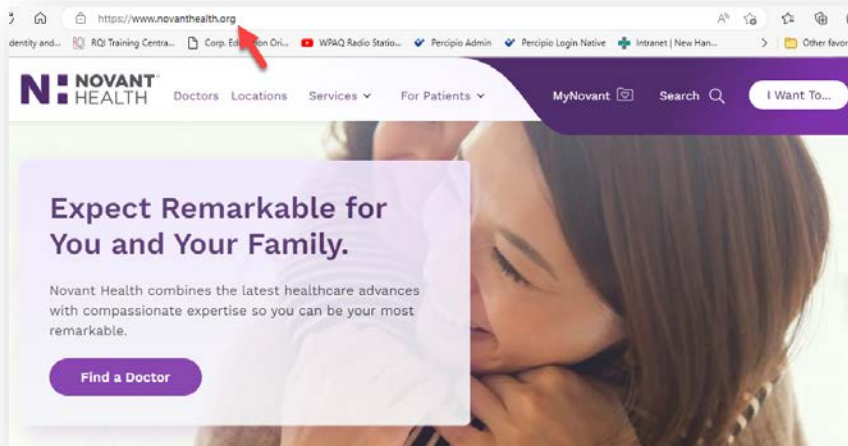


The image shows a login form for Novant Health. At the top is the Novant Health logo. Below it is a text input field labeled "EMAIL OR USER PRINCIPAL NAME" containing the text "acom@novanthealth.org". Underneath is a password input field labeled "PASSWORD" which is currently empty. A red arrow points to the password field. At the bottom of the form is a purple "Sign On" button.

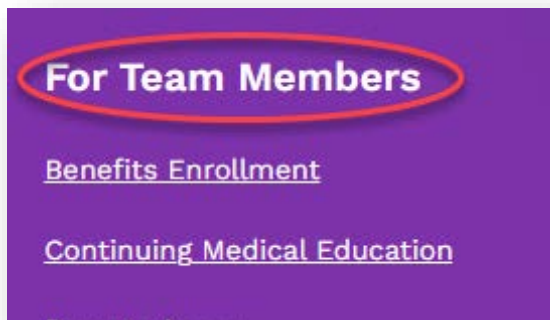
6. I-Learn opens to search and consume content

**Off Network**

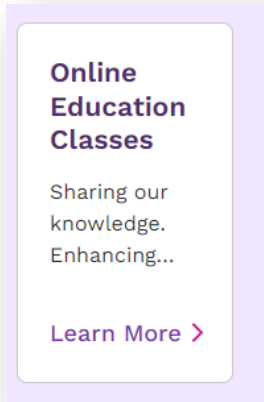
1. Navigate to novanthealth.org



2. Click Team Member header link (located at bottom of screen)

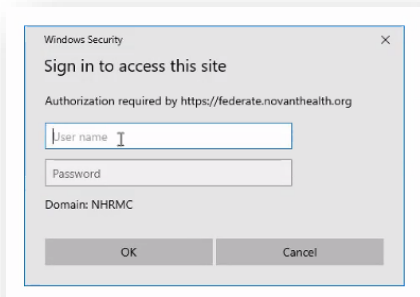


3. Scroll to Online Education icon



**Option 1: Using Provider, Student, or Contractor email**

1. You may see this popup window 1<sup>st</sup>. If not continue to next display
2. Click cancel option (may require 2 clicks); do not enter any information

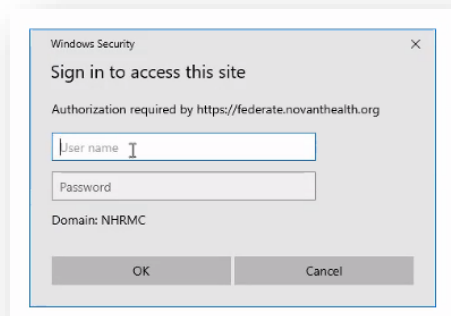


3. 2<sup>nd</sup> logon displays
4. Enter Provider, Student, or Contractor email




**Option 2: Using Personal Email**


1. You may see this popup window 1<sup>st</sup>. If not continue to next display
2. Click cancel option (may require 2 clicks); do not enter any information



3. 2<sup>nd</sup> logon displays
4. Enter personal email




5. Enter network password



The image shows a Novant Health login interface. At the top is the Novant Health logo. Below it is a form with two input fields. The first field is labeled "EMAIL OR USER PRINCIPAL NAME" and contains the text "acorn@novanthealth.org". The second field is labeled "PASSWORD" and is currently empty. A red arrow points to the password field. At the bottom of the form is a purple "Sign On" button.

6. I-Learn opens to search and consume content

5. Enter your Corp ID or Providers, Students, or Contractors Corp ID and network password



The image shows a Novant Health login interface. At the top is the Novant Health logo. Below it is a form with two input fields. The first field is labeled "NH CORP ID OR NHRMC NETWORK ID" and contains the text "NH Corp Id or NHRMC Network Id". The second field is labeled "PASSWORD" and is currently empty. At the bottom of the form is a blue "Sign On" button.

6. I-Learn opens to search and consume content