



# Dimensions Acute: 2019 Upgrade Reference Stork Ancillary: MUR, CNA, Lactation

Familiarize yourself with the design and structure of the upgraded Epic product for Dimensions Acute.

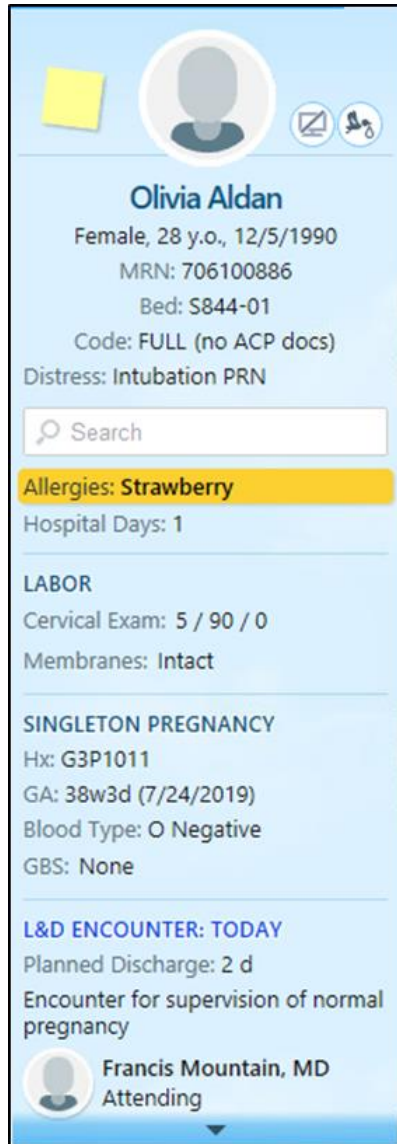
Title: Stork Ancillary

Prerequisites: None ; Length: 10 minutes; Version: Epic 2019

# Stork MUR, CNA, Lactation Consultant

- **The following slides include Dimensions changes specific to Women's Services that may have been recently implemented or will be implemented when Dimensions is upgraded from the 2018 version to the 2019 version on Aug. 11, 2019.**

# Storyboard



The screenshot shows a patient storyboard for Olivia Aldan. At the top, there is a yellow sticky note icon, a patient profile icon, and two circular icons representing a chart and a person. Below this, the patient's name "Olivia Aldan" is displayed in blue, followed by her demographic information: "Female, 28 y.o., 12/5/1990", "MRN: 706100886", "Bed: S844-01", and "Code: FULL (no ACP docs)". A "Distress: Intubation PRN" label is present. A search bar with a magnifying glass icon and the word "Search" is below. A yellow highlight is under "Allergies: Strawberry". Other sections include "Hospital Days: 1", "LABOR" with "Cervical Exam: 5 / 90 / 0" and "Membranes: Intact", "SINGLETON PREGNANCY" with "Hx: G3P1011", "GA: 38w3d (7/24/2019)", "Blood Type: O Negative", and "GBS: None". The "L&D ENCOUNTER: TODAY" section shows "Planned Discharge: 2 d" and "Encounter for supervision of normal pregnancy". At the bottom, a doctor's profile for "Francis Mountain, MD Attending" is shown with a dropdown arrow.

**Storyboard is an Epic automatic enhancement. The patient header will no longer be available. The Storyboard will now be viewable on the left side of the patient chart and the activities, which previously were on the left, will be moved to the top of the patient chart.**

**The Storyboard allows users to review a patient's story, take common actions such as acknowledging orders or reviewing the problem list, and jump to common activities.**

**Storyboard uses a combination of displays and hover reports – if information is not visible in the display it may be available when hovering.**

**Stork nurses and Stork ancillary staff will have 3 types of specialty Storyboards:**

- **OB Labor**
- **OB Postpartum**
- **OB Newborn**

# Storyboard

**Olivia Aldan**  
Female, 28 y.o., 12/5/1990  
MRN: 706100886  
Bed: LD Pool Rm 3  
Cur Location: PMC ADMITTING  
Code: FULL (no ACP docs)  
Distress: Intubation PRN

**Allergies: Strawberry**  
Hospital Days: 1

**LABOR**  
Cervical Exam: 5 / 90 / 0  
Membranes: Intact

**SINGLETON PREGNANCY**  
Hx: G3P1011  
GA: 38w3d (7/24/2019)  
Blood Type: O Negative  
GBS: None

**L&D ENCOUNTER: TODAY**  
Planned Discharge: 2 d  
Encounter for supervision of normal pregnancy

**Francis Mountain, MD**  
Attending

**Medical Problems**  
Date Reviewed: 7/13/2019

Hospital Problem List	Priority	Noted	POA
Encounter for supervision of normal pregnancy		1/18/2019	Not Applicable
Gestational diabetes		1/18/2019	Yes
Hypertension (Chronic)		1/18/2019	Yes
Acid reflux		1/18/2019	Yes
Supervision of normal pregnancy in third trimester		7/13/2019	Not Applicable

**Non-Hospital Problem List**  
Date Reviewed: 7/13/2019

	Priority	Noted
		1/18/2019
		1/18/2019

**Wound/Ostomy Orders**  
(From admission, onward)  
None


**Orders to be Acknowledged**  
(From admission, onward)  
[Acknowledge All](#)

**New Orders Placed on 07/13/19 at 0747**

Ordered	Ordering Provider	Acknowledge Section
07/13/19 0747 <a href="#">Admit to Inpatient</a> Start: 07/13/19 0738, End: 07/13/19 0738, Once (Routine), R	Francis Mountain, MD	<a href="#">Acknowledge New</a>
07/13/19 0747 <a href="#">If Group B Streptococcus prophylaxis indicated, notify MD and initiate Group B Streptococcus (GBS) Prophylaxis order set</a> Start: 07/13/19 0739, End: 07/13/19 0739, Once (Routine), R	Francis Mountain, MD	<a href="#">Acknowledge New</a>

# Three Stork Specialty Storyboards

## Labor/Antepartum



**Olivia Aldan**  
 Female, 28 y.o., 12/5/1990  
 MRN: 706100886  
 Bed: S844-01  
 Code: FULL (no ACP docs)  
 Distress: Intubation PRN

Search


**Allergies: Strawberry**

Hospital Days: 1


**LABOR**  
 Cervical Exam: 5 / 90 / 0  
 Membranes: Intact

**SINGLETON PREGNANCY**  
 Hx: G3P1011  
 GA: 38w3d (7/24/2019)  
 Blood Type: O Negative  
 GBS: None

**L&D ENCOUNTER: TODAY**  
 Planned Discharge: 2 d  
 Encounter for supervision of normal pregnancy

 Francis Mountain, MD  
 Attending

## Postpartum



**Melissa Allegheny**  
 Female, 28 y.o., 12/5/1990  
 MRN: 706100667  
 Bed: N826-01  
 Code: FULL (no ACP docs)  
 Distress: Intubation PRN

Search


**Allergies: Strawberry**

Hospital Days: 1


**POSTPARTUM VAGINAL**  
 EBL: 300  
 Has laceration  
 👤 NBM Melissa Allegheny

**SINGLETON PREGNANCY**  
 Hx: G3P2012  
 GA: 38w3d  
 Blood Type: O Negative

**L&D ENCOUNTER: TODAY**  
 Planned Discharge: 2 d  
 Status post normal vaginal delivery

 Francis Mountain, MD  
 Attending

## Newborn/NICU



**NBM M. Allegheny**  
 Male, 0 days, 7/13/2019, 38w3d GA  
 MRN: 85020500  
 Bed: NB826-02  
 Code: Not on file (no ACP docs)  
 Distress: Intubation PRN


Search

Allergies: No Known Allergies

Hospital Days: 1

**NEWBORN**  
 Delivery: Vag-Spont  
 👤 Melissa

**L&D NEWBORN: TODAY**  
 No active principal problem

 Cori Young, MD  
 Attending

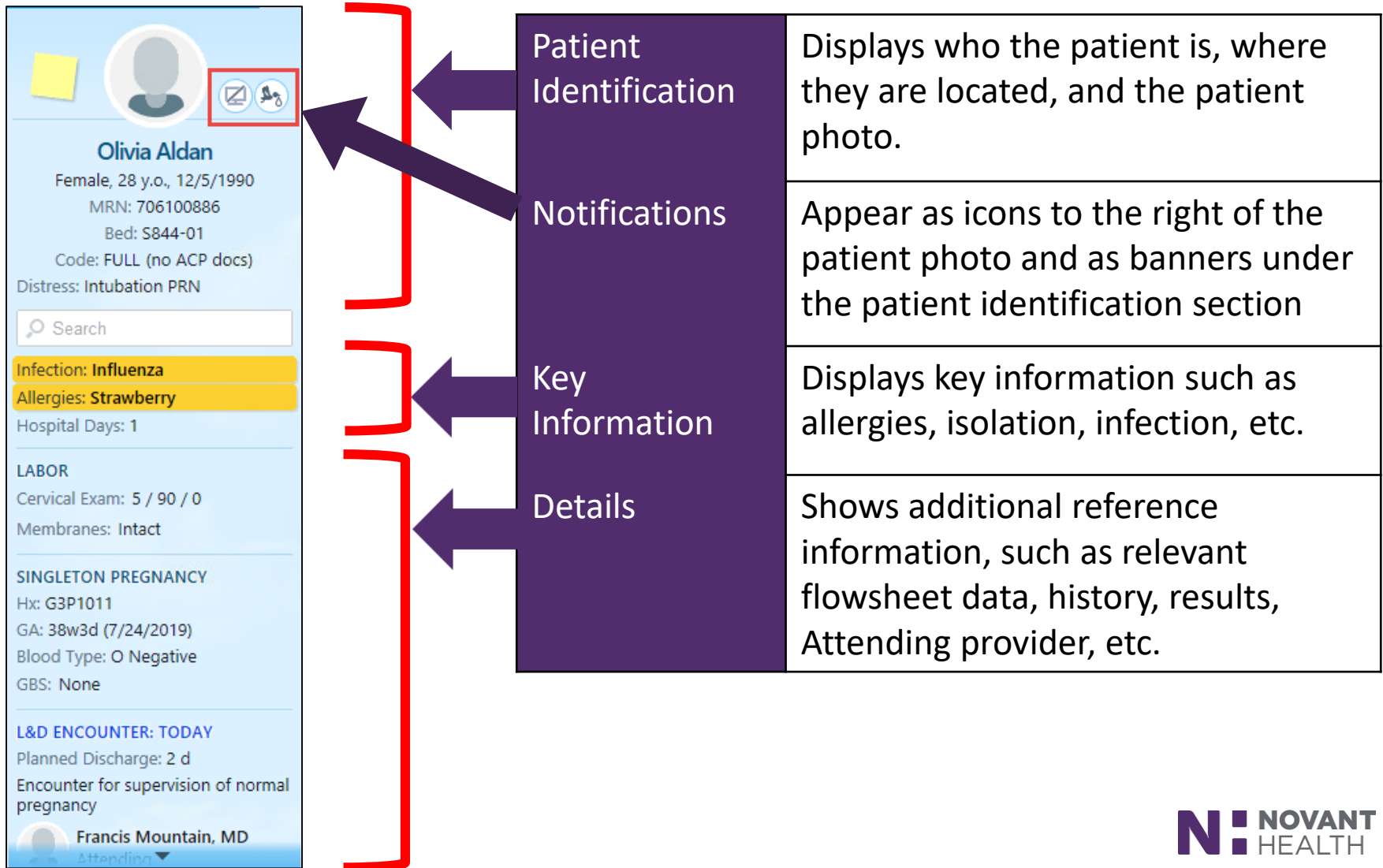
Len	Temp
19.49"	—
(49.5 cm)	

Birth Wt	Last Wt
3.468 kg	3.468 kg


**NO NEW RESULTS, LAST 36H**

# Four Storyboard Sections

The storyboard is divided into 4 sections : Patient Identification, Notifications, Key Information and Details.



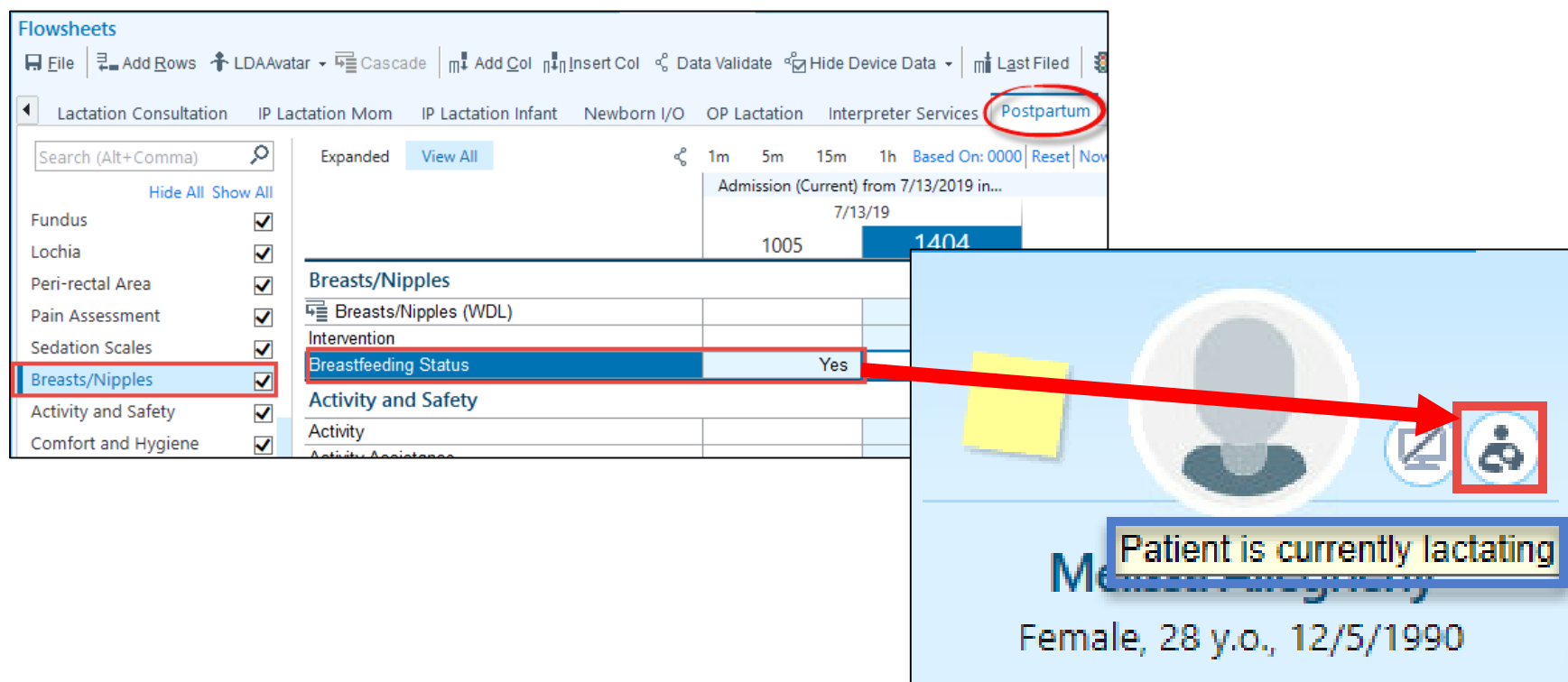
# Pregnancy Status in Storyboard

Pregnant patients will display the Stork icon  to the right of their photo on the Storyboard. Hover over the icon to see the tooltip indicating the “Patient is currently pregnant” as well as the gestational age.



# Breastfeeding Status in Storyboard

After delivery, when a patient's Breastfeeding Status has been documented as "Yes" in the Postpartum flowsheet > Breasts/Nipples group, the Breastfeeding icon  will display to the right of the patient's photo in the Storyboard. Hover over the icon to see the tooltip indicating the "Patient is currently lactating."




The screenshot displays the EHR interface. The top navigation bar includes 'Flowsheets' and various menu options. The 'Postpartum' tab is selected. The left sidebar shows a list of categories with checkboxes, including 'Breasts/Nipples' which is highlighted with a red box. The main content area shows a table with columns for 'Breasts/Nipples', 'Intervention', and 'Activity and Safety'. The 'Breastfeeding Status' is set to 'Yes'. A red arrow points from the 'Yes' value to the 'Breastfeeding Status' icon in the storyboard. The storyboard shows a patient photo, a yellow sticky note, and the 'Breastfeeding Status' icon. A tooltip is visible over the icon, stating 'Patient is currently lactating'.

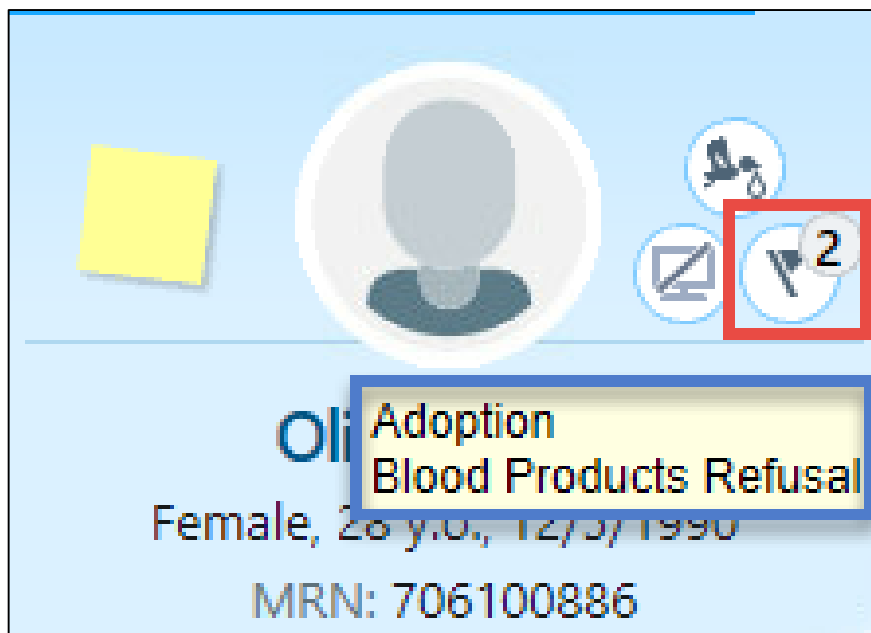
Category	Value
Breasts/Nipples	
Breasts/Nipples (WDL)	
Intervention	
Breastfeeding Status	Yes
Activity and Safety	
Activity	
Activity Assistance	

Storyboard details:  
Patient: Female, 28 y.o., 12/5/1990  
Status: Patient is currently lactating



# FYI Flags in Storyboard

FYI flags will no longer display as light green banners under the patient's name. Instead, you will see the FYI Flag icon  to the right of the patient's photo in the Storyboard. A number will also be present over the icon to indicate how many FYI flags are listed for the patient. Hover over the icon to see the tooltip showing the specific FYI flags.



# L&D Grease Board Column Personalization

Re-organize or remove columns in your L&D Grease Board views when you click the wrench to the right of the view buttons. In the Choose Columns tab of the Grease Board Personalization window, select the view you want to personalize then re-arrange columns or remove columns from the “Your Columns” section. Removed columns will be moved to the “Available Columns” section to be added back if desired.

The screenshot displays the Epic Grease Board Personalization window. The 'Choose Columns' tab is active, showing a list of views to personalize. The 'Labor and Delivery' view is selected. The 'Your Columns (26)' list contains the following items:

Column Name	Action
Infant Status	X
Adoption	X
Bed (Bed)	X
Priv? (Priv. Pt.)	X
Name (Patient Name)	X
Epid? (Epidural Line?)	X
Attending (Attend Prov)	X
Nurse (Registered Nurse)	X
Unack Orders (Unacknowledged Orders)	X

Red arrows indicate re-arranging 'Name (Patient Name)' up and 'Epid? (Epidural Line?)' down. A red box highlights the 'X' icon for 'Epid? (Epidural Line?)'. A red arrow points from the wrench icon in the background to the 'X' icon in the 'Your Columns' list.

The 'Available Columns' section is empty, displaying the message: "There are no additional available columns".

Questions?

**E-mail [dimensionsacutetraining@novanthealth.org](mailto:dimensionsacutetraining@novanthealth.org)**

**Be sure to specify that your question pertains to the STORK application.**