

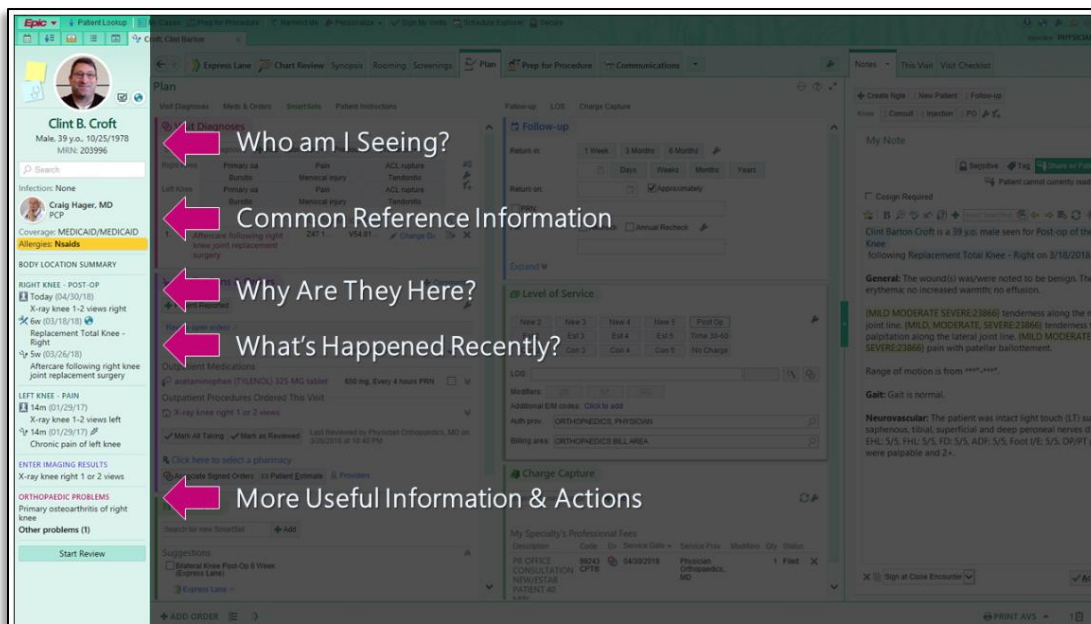
What's New

This document covers general system changes and new features available in Dimensions with the **May 2019 upgrade**. These changes are effective **08/11/2019**.

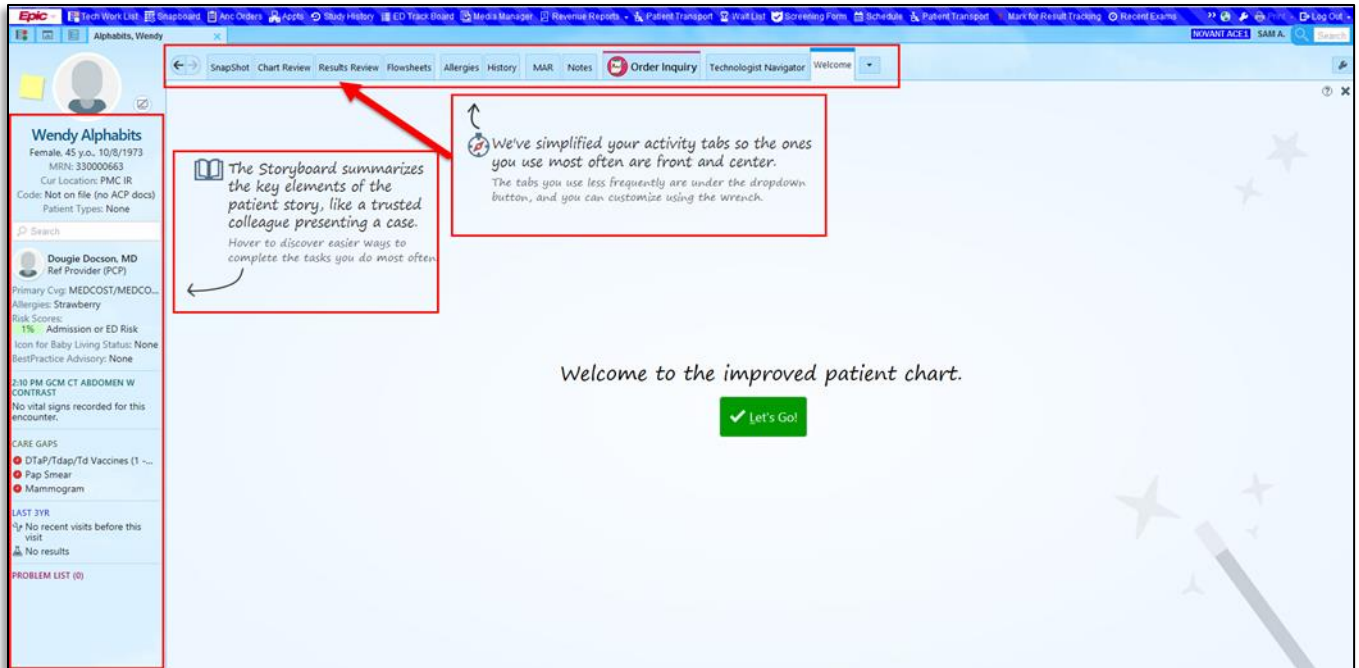
Radiant Radiology

All Roles: Radiology Technologists, Sonographers, Mammography Technologists, Mammography Coordinators, Lung Screen Navigators, IR Nurses, Radiology Front Desk Managers and Supervisors.

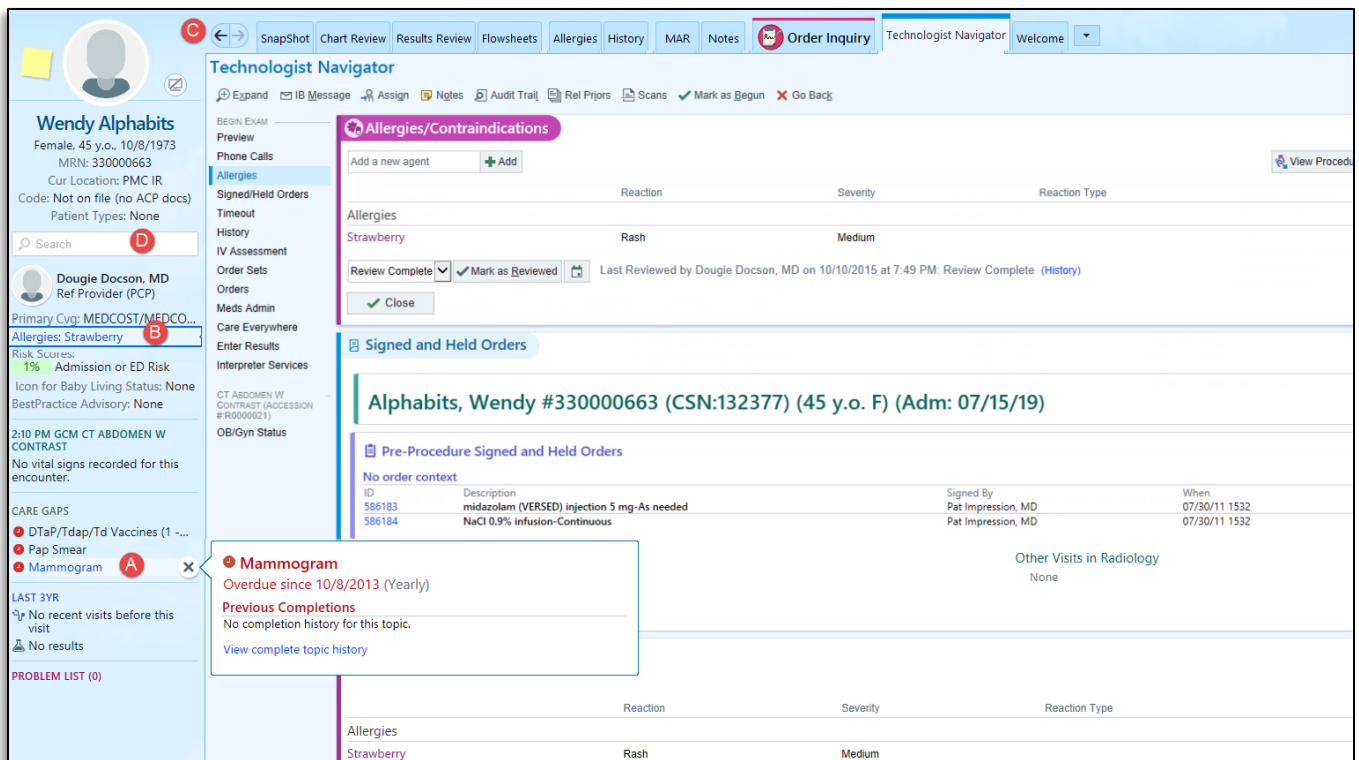
1. It's Time for a Story(board):



- Storyboard is the foundation of a new and improved workspace layout. It includes information previously shown in the workspace header and summary reports. Designed to reduce the need to jump around in a patient's chart, Storyboard lets users quickly view the patient's story and take common actions from one set location. Storyboard appears on the left side of the screen and remains visible no matter where a user is in the patient's chart. Activity and navigator tabs appear across the top of the screen, where they flex and shrink to fit in the space available.



- With Storyboard, your activity tabs now appear across the top of the screen, and you can customize those tabs to best suit your needs. Tabs you don't use very often have been automatically moved to the more menu to simplify your screen.

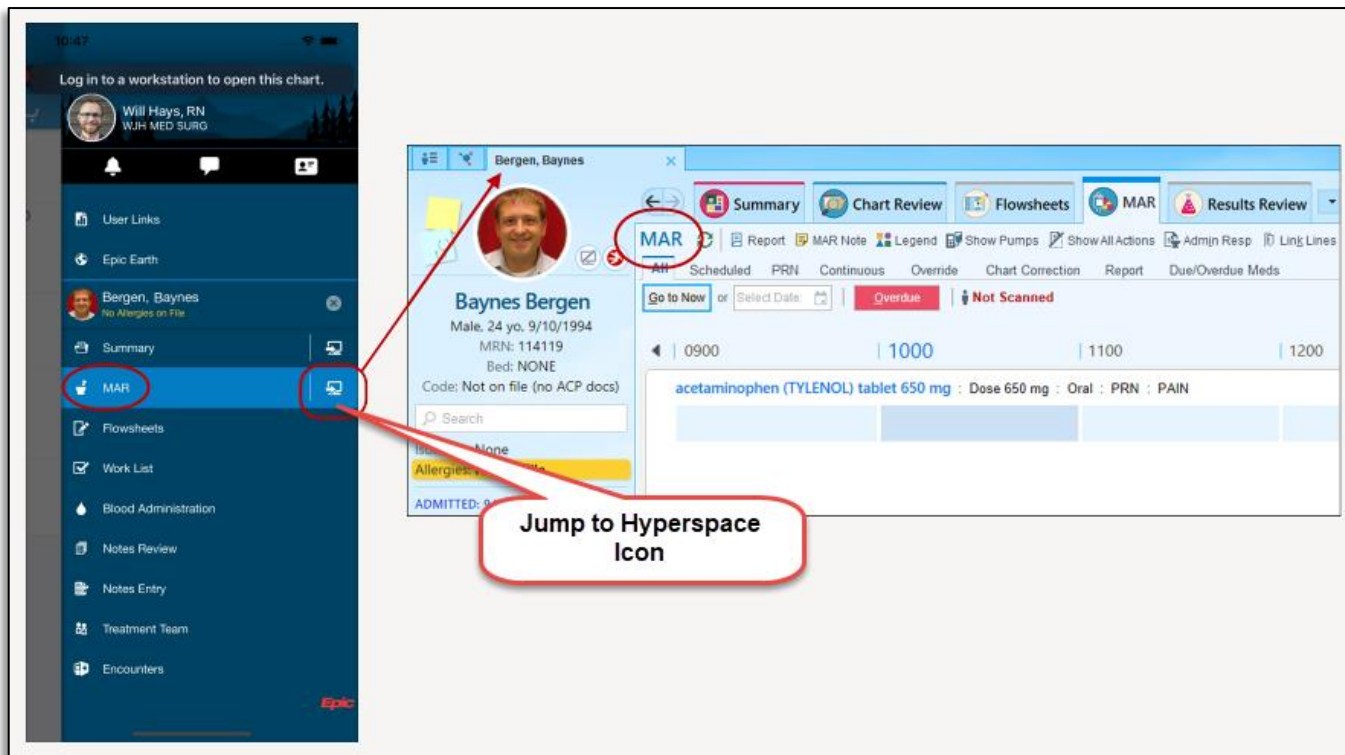


- Open a patient's chart. Storyboard appears on the left side of the screen, and the activity tabs appear at the top of the screen.

- A. Hover over any item in Storyboard to see more.
- B. Click information in Storyboard to jump to an activity to see more detail or take action.
- C. Click the back arrow to get back to where you were.
- D. Use Chart Search to find the information you're looking for. For example, enter "CBC" to search the patient's chart for prior lab results

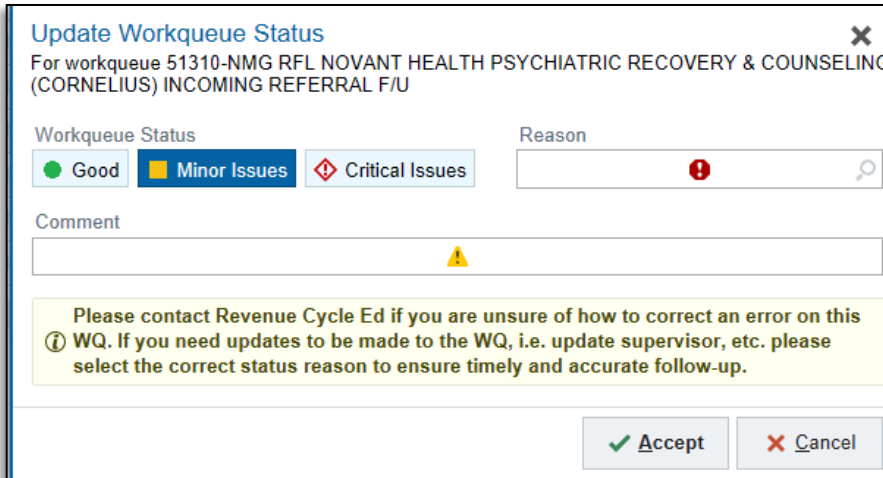
For further explanation and how to customize the Storyboard please view the short videos within the Playlist

2. Easily Jump to Hyperspace to Complete a Workflow



- Rover users can easily jump from a patient's chart in Rover to the same spot in the patient's chart in Hyperspace with just a tap. The Jump to Hyperspace icon appears when a user opens the side menu from any activity.
- The Jump to Hyperspace icon always appears next to the Summary activity, in case a user needs to jump to a patient's chart in Hyperspace and it doesn't matter which activity she's taken to.

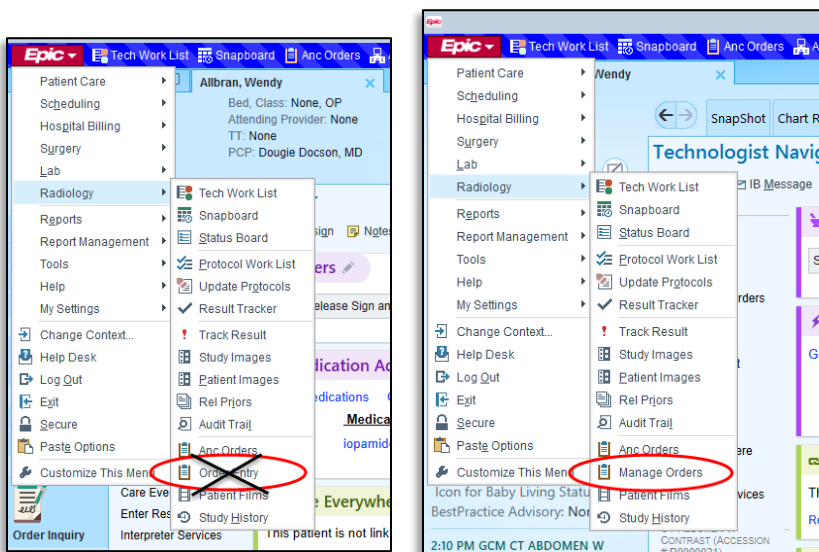
3. More Tools for Supervisors to Monitor Workqueue Status



- Supervisors get a reminder to use your organization's ticketing system when they set a status of Minor Issues or Critical Issues. The Update Workqueue Status window shows the following help text: "In addition to setting the workqueue status, submit a ticket for any workqueue issues you can't resolve."

4. Manage Orders Replaces Order Entry in Inpatient and ED Encounters

- We're taking the next step to retire the Order Entry activity by replacing it with Manage Orders in inpatient and ED workspaces.



- The Manage Orders activity now provides a single, consistent home for inpatient ordering workflows.

5. Smoother MQSA Audit Prep with a New Sidebar and Technologists Counts

MQSA: PWMC Breast Imaging Exams This Year

Mammography Quality Standards Act Report

From: 7/1/2018 To: 6/30/2019

All Patients and Physicians | By Physician | By Patient Population

Overall | Technologists

Outcomes	Screening	Diagnostic	All
All exams	0	2	2
In progress	0	2	2

Statistics	Screening	Diagnostic	All
PPV ₁	N/A	N/A	N/A
PPV ₂	N/A	N/A	N/A
PPV ₃	N/A	N/A	N/A
Sensitivity	N/A	N/A	N/A
Specificity	N/A	N/A	N/A
Cancer detection rate (per 1000)	N/A	0.0	0.0
Abnormal interpretation rate	N/A	100.0%	100.0%
Screening exam callback rate	N/A	N/A	N/A

Assessments (% of total by mammo type) 100.0% 4 of 5

Audit Prep

Overall Settings

Facility Name: PWMC MAMMOGRAPHY

All Patients and Physicians Include All?

Overall Include?

Technologists Include?

By Physician Include All?

Kurt Allbran, MD Include?

Pat Impression, MD Include?

By Patient Population Include All?

50 - 59 y.o. patients Include?

MQSA: PWMC Breast Imaging Exams This Year

Mammography Quality Standards Act Report

From: 7/1/2018 To: 6/30/2019

All Patients and Physicians | By Physician | By Patient Population

Overall | Technologists

Mammography Exams [Edit](#)

Displaying mammography exams performed from 7/15/2017 to 7/14/2019 for all departments in your organization. Select "Edit" to update the dates and technologists.

	Screening	Diagnostic	All
Kelly Mammo	0	1	1
Mammo Technologist Radiology	4	7	11

- Breast imaging coordinators can now more easily prepare for an MQSA audit with the help of a sidebar in the MQSA report that lets them customize and prepare an easy-to-read printed report. They can now also see how many mammography exams technologists have performed directly within the MQSA report.

6. Add Missing End Events to Interventional Radiology Procedure Event Logs

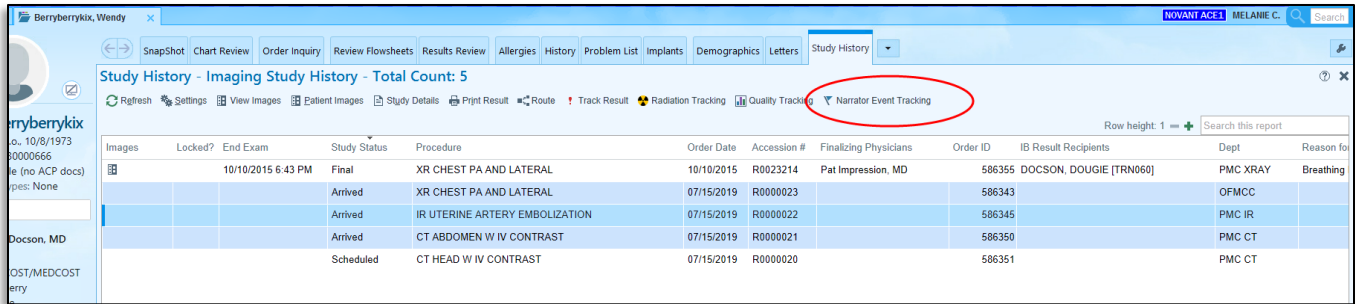
Berryberrykix, Wendy

NOVANT ACUTE MELANEC

Study History - Imaging Study History - Total Count: 5

Refresh Settings View Images Patient Images Study Details Print Result Route Track Result Radiation Tracking Quality Tracking **Missing Events**

Images	Locked?	End Exam	Study Status	Procedure	Order Date	Accession #	Finalizing Physicians	Order ID	IB Result Recipients	Dept	Reason for
		10/10/2015 6:43 PM	Final	XR CHEST PA AND LATERAL	10/10/2015	R0023214	Pat Impression, MD	586355	DOGSON, DOUGIE (TRN060)	PMC XRAY	Breathing
			Arrived	XR CHEST PA AND LATERAL	07/15/2019	R0000023		586343		OFMCC	
			Arrived	IR UTERINE ARTERY EMBOLIZATION	07/15/2019	R0000022		586345		PMC IR	
			Arrived	CT ABDOMEN W IV CONTRAST	07/15/2019	R0000021		586350		PMC CT	
			Scheduled	CT HEAD W IV CONTRAST	07/15/2019	R0000020		586351		PMC CT	



- Narrator Events Management activity will be replacing the Patient Events Log button on whichever toolbar it is current.
 - Sometimes, an end user doesn't document a necessary end event in a narrator for an admitted patient's interventional radiology procedure. This can cause problems in the patient's event log because a documented end event tells the system to stop adding additional information to the event log for the procedure. Analysts and managers can now document the end event in the Narrator Event Management activity.
- 7. Stereotactic Biopsy Accreditation Report Updated to Match Latest ACR Guidelines**
- "Number with pneumothorax" count now appears in the other category instead of in the core needle biopsy complications.
- 8. Changing Appointments for Standing Orders That Have Been Removed from Scheduling Makes the Orders Schedulable Again**
- Canceled orders are now made schedulable again in the following scenario:
 - A clinician places an order with multiple occurrences, otherwise known as a standing order.
 - A scheduling user schedules one of the occurrences of the order.
 - A scheduling user removes the order from scheduling so that the remaining occurrences cannot be scheduled. Note that this action does not clinically cancel the order. If a clinician cancels the order, the order remains canceled in the next step.
 - A scheduling user changes the appointment for the scheduled occurrence of the order, which was removed in the previous step. The order status is changed to Needs Scheduling.
 - Consider whether the remaining occurrences of the order need to be scheduled now that the initial appointment has changed. Because the orders status is now Needs Scheduling, they can use the order to schedule additional appointments as necessary

For further explanation and workflow a tip sheet will be available on Document Manager

