

2019 Update for Rover

This reference provides an overview of the changes that will occur with the 2019 Update for Rover. Click on a title below to jump to that section.

[Associating Meds with Pump in Rover](#)

[Images Now Appear Within Notes](#)

[Easily Jump to Hyperspace](#)

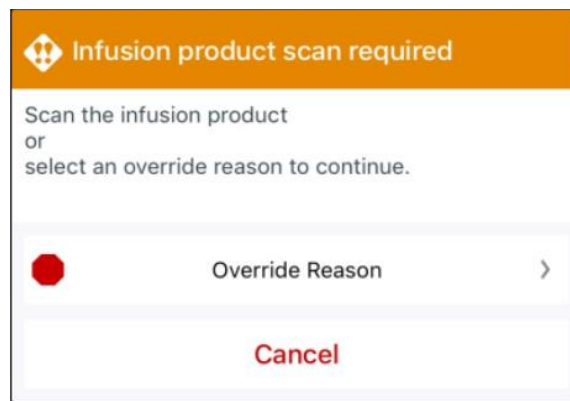
[Decorations in Rover](#)

[More BPA Functionality](#)

[Prompt to Exit Chart from Other User](#)

Associating Meds with Pump in Rover

In Rover, a clinician can have multiple infusion administrations in the cart at one time. This helps expedite the pump association process, because the clinician can use the *Infusion Selection* screen to associate each medication with the appropriate pump one after the other. This helps the clinician to be sure they are selecting the correct infusion on the infusion selection screen.

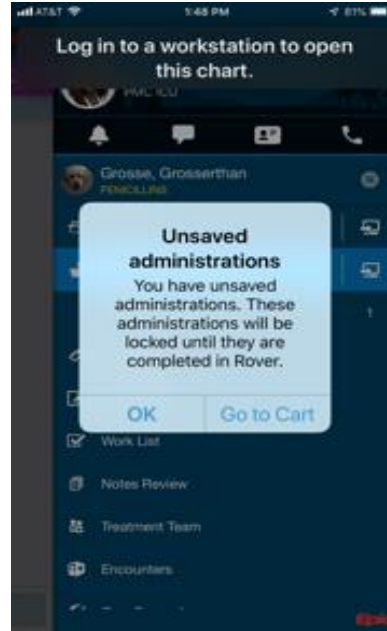
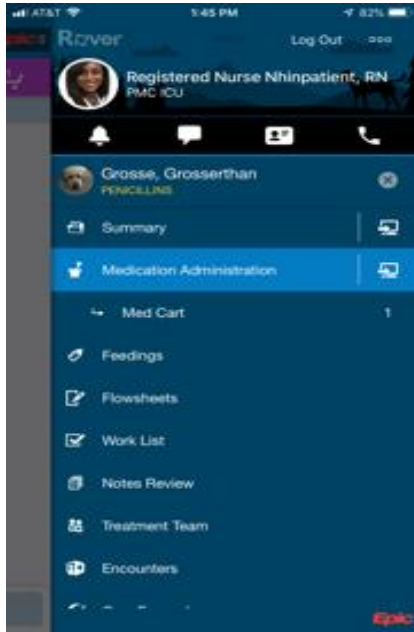


Easily Jump to Hyperspace

1. Easily Jump to Hyperspace to Complete a Workflow.

If a medication administration is started within Rover and the clinician needs to jump to Hyperspace for whatever reason they can just tap the “jump from Rover to Hyperspace” icon to pick up where they left off. The clinician has one minute to log into Hyperspace and it will jump to where they were in Rover.

**If the one minute elapses, tap the icon again.



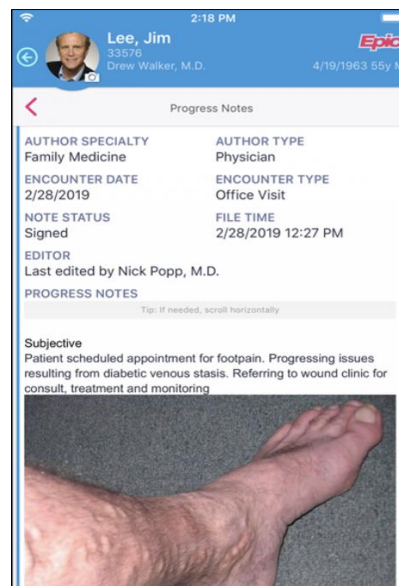
More BPA Functionality

Take more actions in response to a Best Practice Advisory without going to a workstation. An example could be adding an FYI banner.

- When the action in a BPA is not needed, select an acknowledgement reason and comment, similar as in Hyperspace.
- If a BPA requires a follow-up or an acknowledgement that is not available in Rover, select a new acknowledgement of “Unable to Take Action on Mobile.” This allows continuation with the workflow even if the appropriate follow up isn’t available.

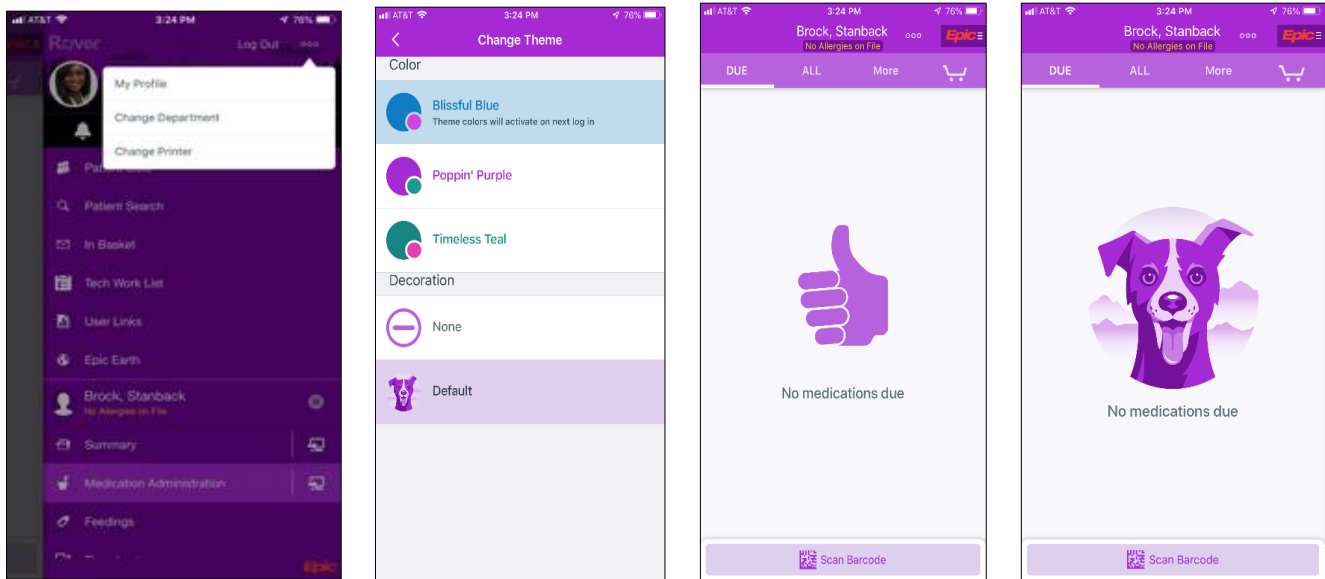
Images Now Appear Within Notes

If an image is within a note, it will now appear for users in Rover.



Decorations in Rover

Decorations are now available in Rover. Go to your profile and select none or default (dog).



Prompt to Exit Chart from Other User

If a clinician receives notification requesting access to a chart, they can hop of out the chart by tapping the notification from the device lock screen in Rover.

